



# ACCESSORIES: ANVIL WHEELS (Ø 45)

(Scale 1:1)  
(Maßstab 1:1)





» PROFILE (1:1)\*    » WIDTH (MM)    » # ON WHEEL    » ORDER #



## » SEAM-IMITATION & CONTINUOUS SEAM / NAHT-IMITATION & DURCHGEHENDE NAHT

		6	14035	<b>558 4140 35</b>
---	---	---	-------	--------------------



## » 5X CONTINUOUS SEAM / 5X DURCHGEHENDE NAHT

		10	15026	<b>558 4150 26</b>
--	--	----	-------	--------------------

## » LONG HOLE / LANGLOCH



		10	15028	<b>558 4150 28</b>
---	---	----	-------	--------------------

## » 5X SEAM-IMITATION / 5X NAHT-IMITATION



		10	15031	<b>558 4150 31</b>
---	---	----	-------	--------------------

» PROFILE (1:1)\*    » WIDTH (MM)    » # ON WHEEL    » ORDER #



## » CONTINUOUS SEAM / DURCHGEHENDE NAHT

		2	11051	<b>558 4110 51</b>
		3	13024	<b>558 4130 24</b>
		5	15039	<b>558 4150 39</b>

## » SEAM IMITATION / NAHT-IMITATION

		4	11644	<b>558 4116 44</b>
--	---	---	-------	--------------------







## » 2X SEAM-IMITATION / 2X NAHT-IMITATION

		4	12031	<b>558 412931</b>
---	---	---	-------	-------------------

## » LONG HOLE / LANGLOCH

		5	12542	<b>558 4125 42</b>
---	---	---	-------	--------------------

# ACCESSORIES: ANVIL WHEELS (Ø 45)

» PROFILE (1:1)*	» WIDTH (MM)	» # ON WHEEL	» ORDER #
» 3X SEAM-IMITATION / 3X NAHT-IMITATION			
		6	13043
<b>558 4130 43</b>			
» OMEGA / OMEGA			
		8	13401
<b>558 4134 01</b>			
» DIAMOND / DIAMANT			
		10	15037
<b>558 4150 37</b>			

(Scale 1:1)  
(Maßstab 1:1)

